

S.Q. TUBE

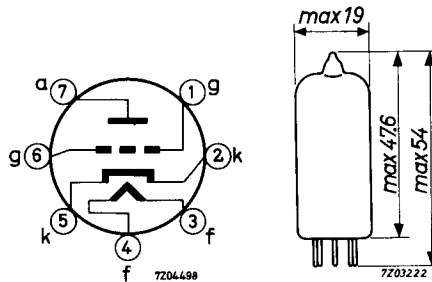
Triode designed for use as grounded grid U.H.F. amplifier for frequencies up to 250 MHz.

QUICK REFERENCE DATA	
Life test	500 hours
Base	Miniature 7 pin
Heating	Indirect A.C. or D.C. Series or parallel supply
Heater voltage	V_f 6.3 V
Heater current	I_f 300 mA
Mutual conductance	S 8.5 mA/V

DIMENSIONS AND CONNECTIONS

Dimensions in mm

Base: Miniature 7 pin



CHARACTERISTICS

Anode voltage	V_a	250 V
Grid voltage	$-V_g$	1.5 V
Cathode resistor	R_k	150 Ω
Anode current	I_a	10 mA
Mutual conductance	S	8.5 mA/V
Amplification factor	μ	100
Internal resistance	R_i	12 k Ω
Equivalent noise resistance	R_{eq}	400 Ω

CAPACITANCES

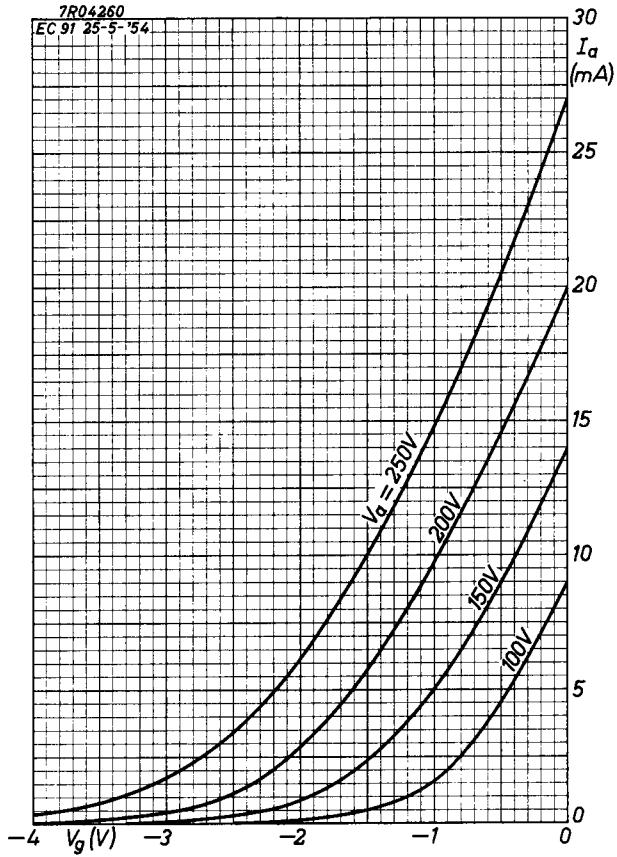
Grid to cathode and heater	$C_{g/kf}$	8.5 pF
Anode to cathode and heater	$C_{a/kf}$	max. 0.2 pF
Anode to grid	C_{ag}	2.5 pF

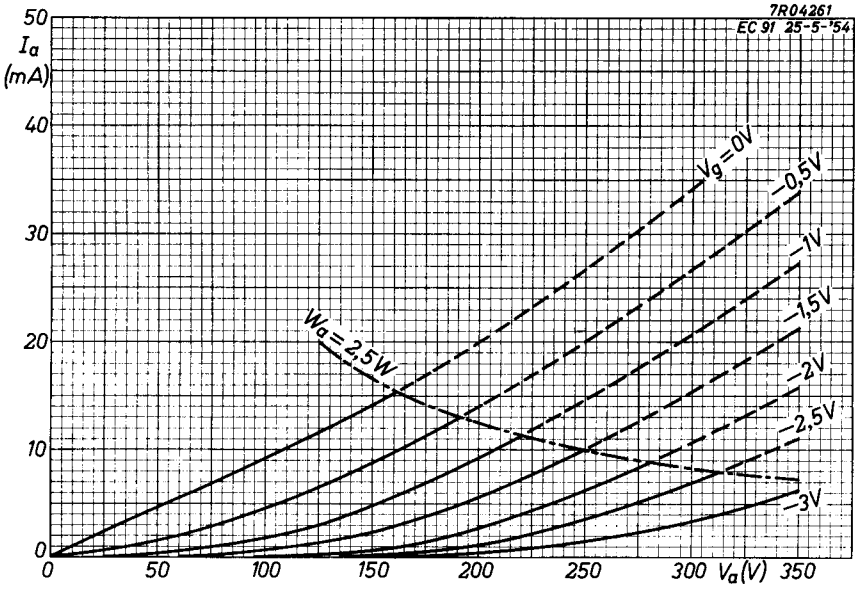
LIFE

Production samples are tested during 500 hours.

LIMITING VALUES (Absolute max. rating system)

Anode voltage	V_{a0}	max. 550 V
	V_a	max. 250 V
Cathode current	I_k	max. 15 mA
Grid voltage	$-V_g$	max. 100 V
Voltage between cathode and heater	V_{kf}	max. 150 V
Anode dissipation	W_a	max. 2.5 W





PHILIPS

Data handbook



**Electronic
components
and materials**

EC91

page	sheet	date
1	1	1968.12
2	2	1968.12
3	3	1968.12
4	4	1968.12
5	FP	2001.04.13