

# PHILIPS

# ECC 85

DOUBLE TRIODE for use as R.F. amplifier and selfoscillating mixer

DOUBLE TRIODE pour utilisation en amplificatrice H.F. et tube mélangeur auto-oscillateur

DOPPELTRIODE zur Verwendung als HF-Verstärker und selbstschwingende Mischröhre

Heating: indirect by A.C. or D.C.; parallel supply

Chauffage: indirect par C.A. ou C.C.; alimentation - parallèle

Heizung: indirekt durch Wechsel- oder Gleichstrom; Parallelspeisung

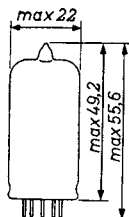
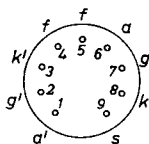
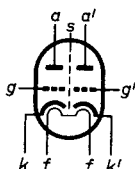
$V_f = 6,3 \text{ V}$

$I_f = 435 \text{ mA}$

Dimensions in mm

Dimensions en mm

Abmessungen in mm



Base, culot, Sockel: Noval

Capacitances

Capacités

Kapazitäten

$C_{ag} = 1,5 \text{ pF}$

$C_{a'g'} = 1,5 \text{ pF}$

$C_{ak} = 0,18 \text{ pF}$

$C_{a'k'} = 0,18 \text{ pF}$

$C_{a(k+f+s)} = 1,2 \text{ pF}$

$C_{a'(k'+f+s)} = 1,2 \text{ pF}$

$C_{g(k+f+s)} = 3,0 \text{ pF}$

$C_{g'(k'+f+s)} = 3,0 \text{ pF}$

$C_{a(k+f+s)} = 1,9 \text{ pF}^1)$

$C_{a'(k'+f+s)} = 1,9 \text{ pF}^1)$

$C_{aa'} < 0,04 \text{ pF}$

$C_{ak'} < 0,008 \text{ pF}$

$C_{gg'} < 0,003 \text{ pF}$

$C_{gk'} < 0,003 \text{ pF}$

$C_{ag'} < 0,008 \text{ pF}$

$C_{a'k} < 0,008 \text{ pF}$

$C_{a'g} < 0,008 \text{ pF}$

$C_{g'k} < 0,003 \text{ pF}$

$C_{aa'} < 0,008 \text{ pF}^1)$

<sup>1)</sup> With external shield (22.5 mm diameter)

Avec blindage extérieur (diamètre de 22,5 mm)

Mit äußerer Abschirmung (22,5 mm Durchmesser)

Typical characteristics  
 Caractéristiques types  
 Kenndaten

$V_a$	=	250 V
$V_g$	=	-2,3 V
$I_a$	=	10 mA
S	=	5,9 mA/V
$\mu$	=	57

Operating characteristics as R.F. amplifier in F.M./A.M. receivers

Caractéristiques d'utilisation comme amplificatrice H.F. dans des récepteurs F.M./A.M.

Betriebsdaten als HF-Vertärker in FM/AM-Empfängern

$V_b$	=	250 V
$R_a$	=	1,8 k $\Omega$
$V_a$	=	230 V
$R_k$	=	200 $\Omega$
$V_g$	=	-2 V
$I_a$	=	10 mA
S	=	6,0 mA/V
$R_i$	=	9,7 k $\Omega$
$r_g(f=100 \text{ Mc/s})$	=	6 k $\Omega$
$R_{eq}$	=	0,5 k $\Omega$

Operating characteristics as self-oscillating mixer in F.M./A.M. receivers

Caractéristiques d'utilisation comme tube mélangeur auto-oscillateur dans des récepteurs F.M./A.M.

Betriebsdaten als selbstschwingende Mischröhre in FM/AM-Empfängern

$V_b$	=	250 V
$R_a$	=	12 k $\Omega$
$R_g$	=	1 M $\Omega$
$V_{osc}$	=	3,0 V <sub>eff</sub>
$I_a$	=	5,2 mA
$S_c$	=	2,3 mA/V
$R_i$	=	22 k $\Omega$
$r_g(f=100 \text{ Mc/s})$	=	15 k $\Omega$

Limiting values (each system)  
Caractéristiques limites (par système)  
Grenzdaten (pro System)

$V_{a0}$	= max.	550 V
$V_a$	= max.	300 V
$W_a$	= max.	2,5 W <sup>1)</sup>
$I_k$	= max.	15 mA
$-V_g$	= max.	100 V
$R_g$	= max.	1 M $\Omega$
$R_{kf}$	= max.	20 k $\Omega$ <sup>2)</sup>
$V_{kf}$	= max.	90 V

<sup>1)</sup>  $W_a + W_{a'} = 4,5$  W

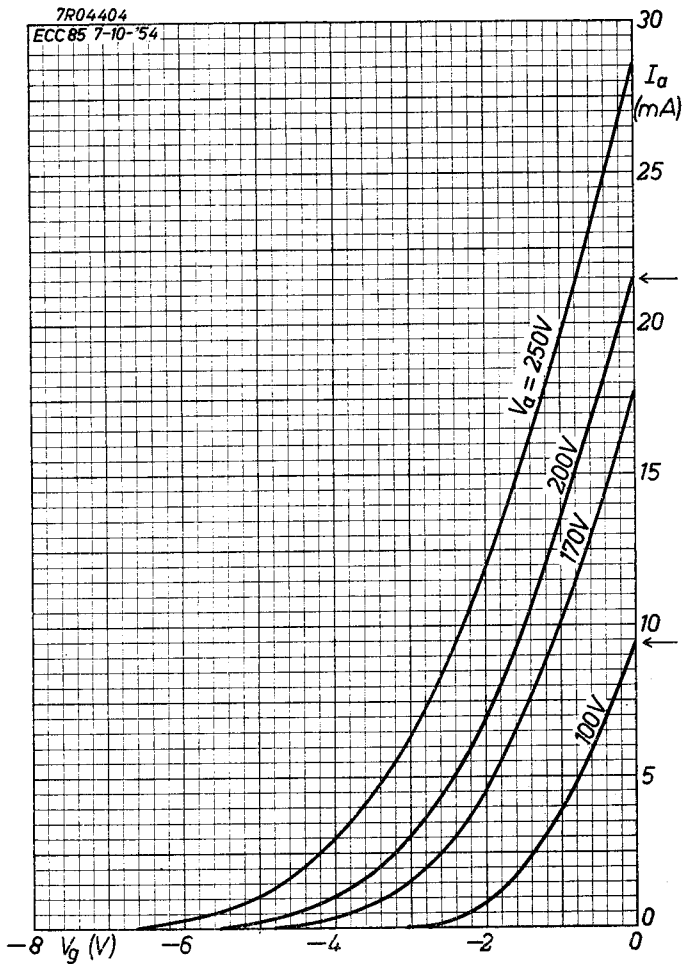
<sup>2)</sup> Not valid for cascode connection  
Ne pas valable pour le montage cascode  
Nicht gültig für Kaskodenschaltung

# PHILIPS

# ECC 85

7R04404

ECC 85 7-10-'54

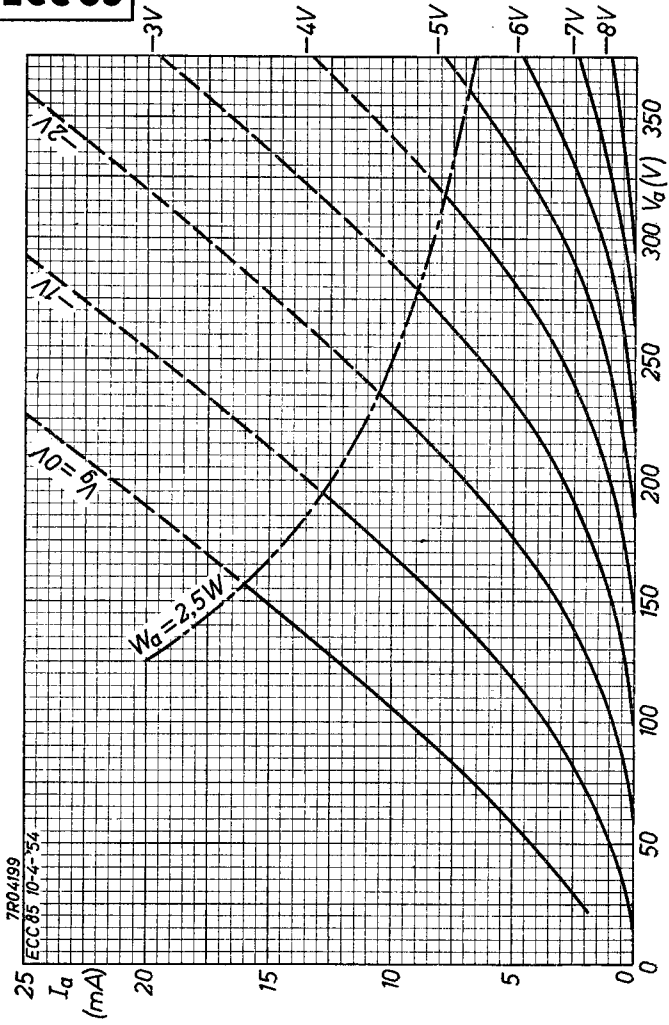


10.10.1954

A

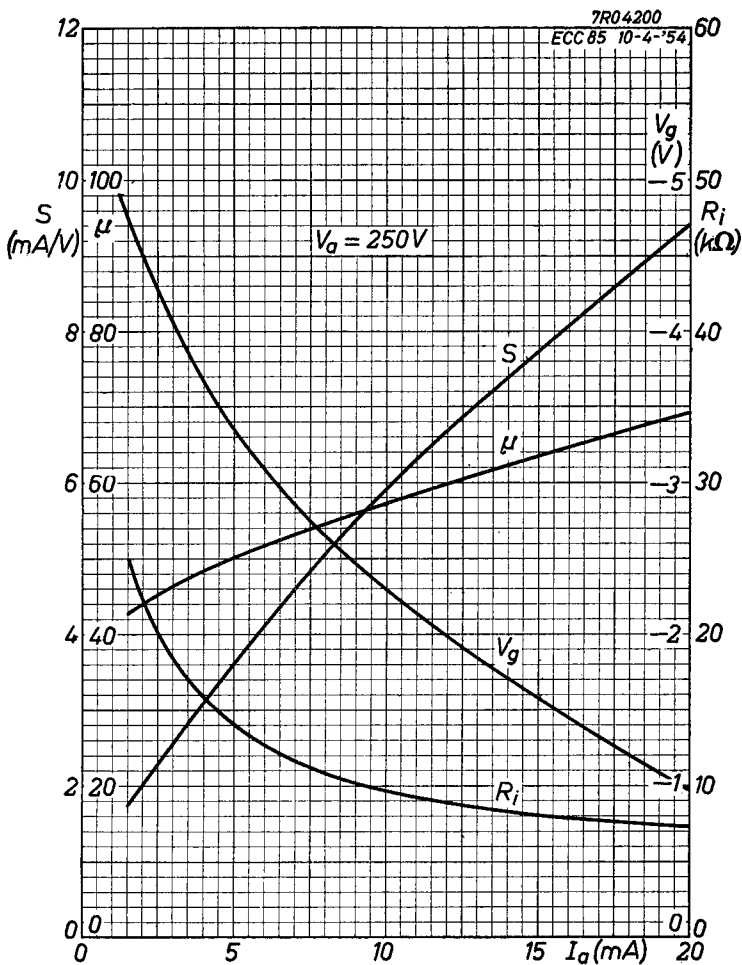
**ECC 85**

**PHILIPS**



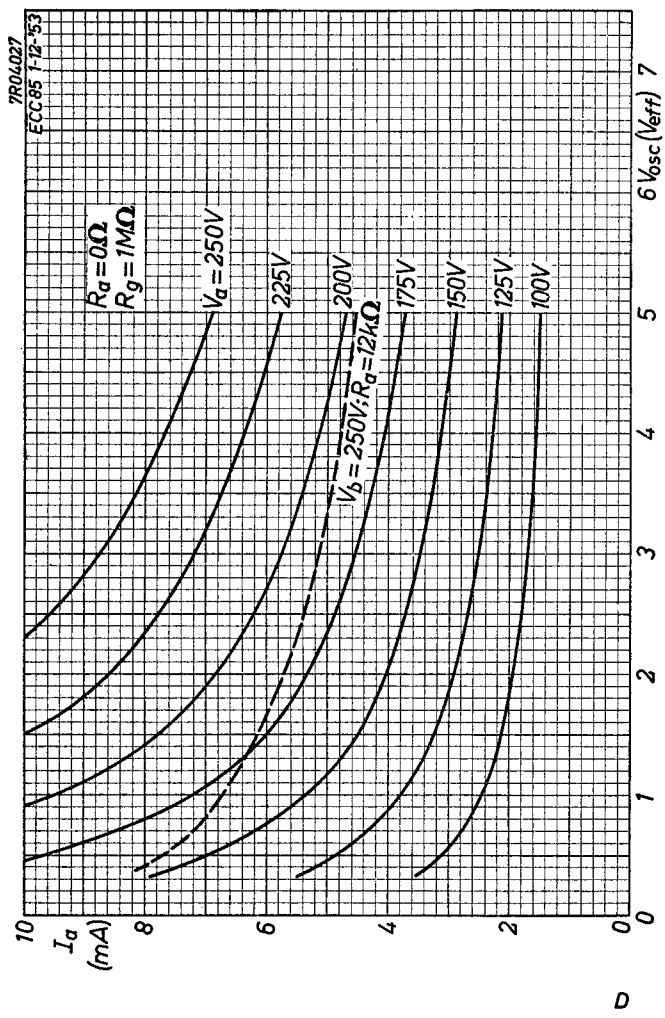
7R04199  
ECC85 10-4-54

B

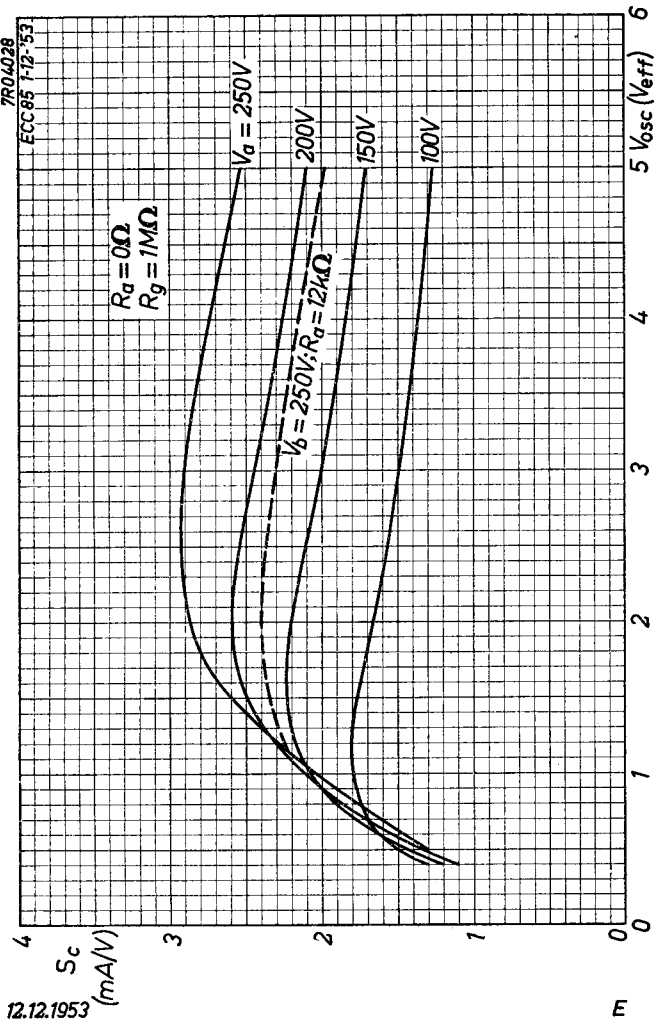


**ECC 85**

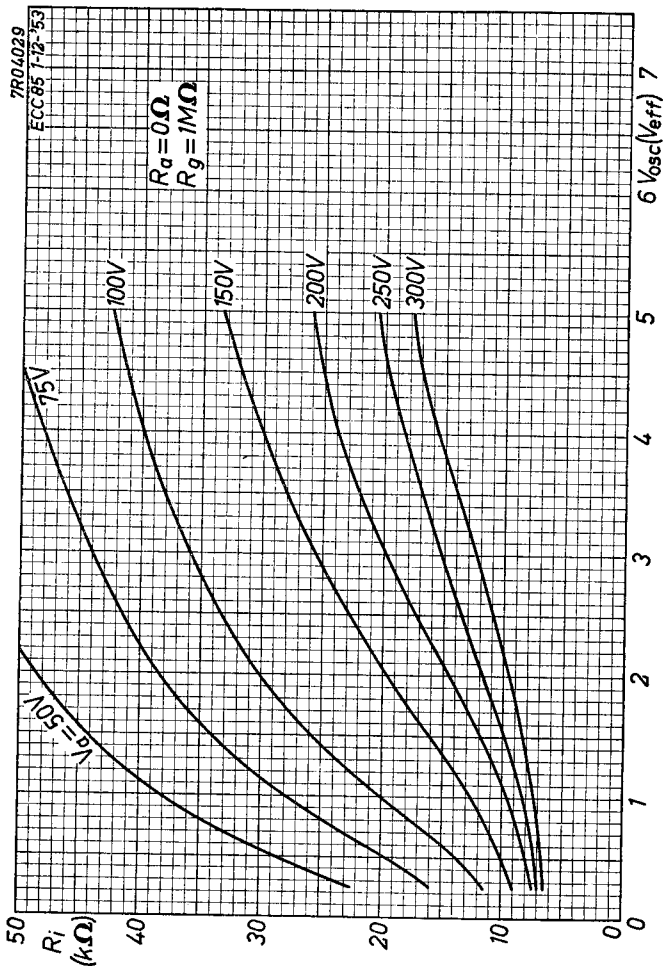
**PHILIPS**



7R04028  
ECC 85 1-12-53



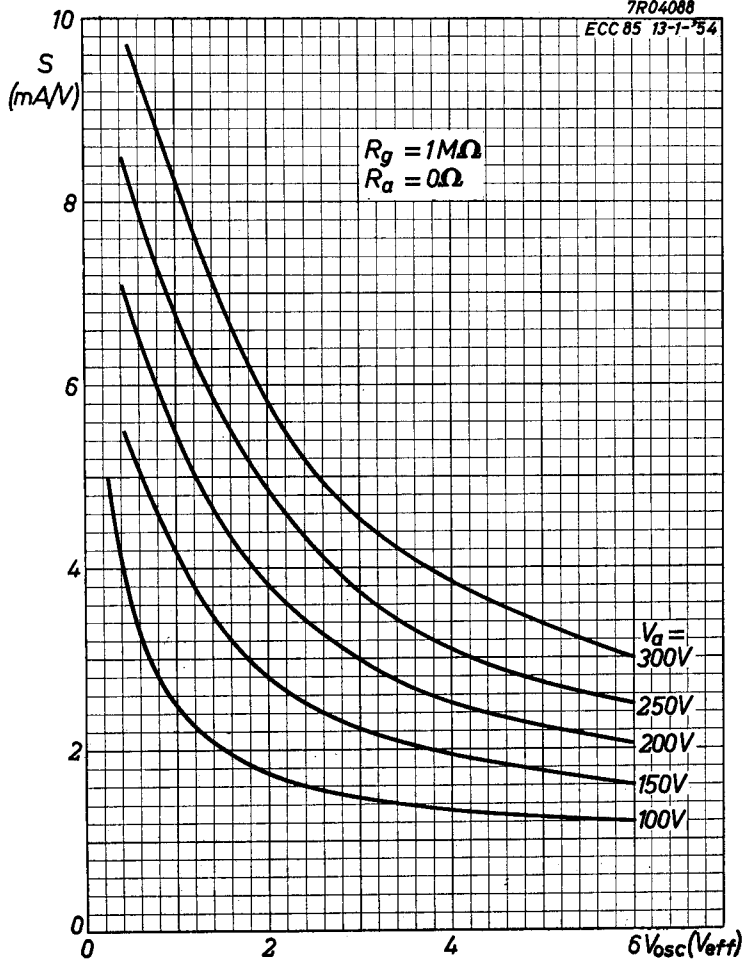


**ECC 85****PHILIPS**

F

7R04088

ECC 85 13-1-54



1.1.1954

G

**PHILIPS**

*Electronic  
Tube*

**HANDBOOK**

<b>page</b>	<b>ECC85 sheet</b>	<b>date</b>
1	1	1954.11.11
2	2	1954.11.11
3	3	1954.11.11
4	A	1954.10.10
5	B	1954.10.10
6	C	1954.04.04
7	D	1954.04.04
8	E	1953.12.12
9	F	1953.12.12
10	G	1954.01.01
11	FP	1999.06.25