

—Standard Valves—

3067-A
Valve

3067-A VALVE

SINGLE ENDED WATER COOLED TRIODE.
FOR USE WITH D.C., SINGLE OR TWO PHASE A.C.

SPECIFICATION.

Cathode.

Pure Tungsten filament.
Constant voltage type.

Water Jacket.

Type PL.122642/A

Water Flow.

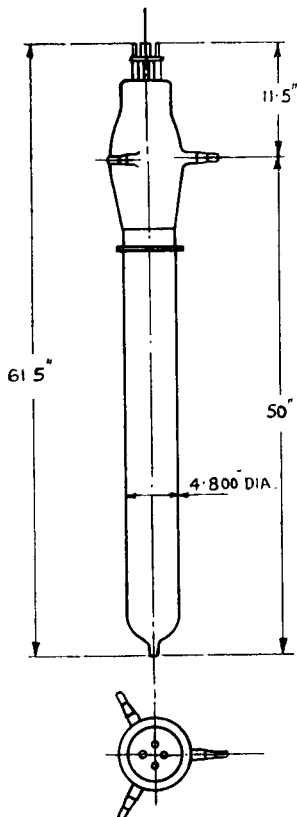
40 gallons per minute.

Dimensions.

Overall length $61\frac{1}{8}$ " (156 cms.)
Anode diameter 4.8" (12.2 cms.)
Net Weight 40 lbs. (18,000 gms.)

Constants.

Filament voltage 35 volts
Nominal filament current 240 amps.
Total emission 100 amps.
Impedance 900 ohms.
Amplification factor 36
Grid-anode capacity 145 $\mu\mu\text{F}$.
Anode-filament capacity 38 $\mu\mu\text{F}$.
Grid-filament capacity 110 $\mu\mu\text{F}$.



LIMITING CONDITIONS FOR SAFE OPERATION.

Maximum direct anode voltage	17,500 volts
Maximum direct anode current	25 amps.
Maximum anode dissipation	160 Kw.
Maximum grid dissipation	3,000 watts
Maximum frequency for above ratings	2 Mc.
Maximum anode voltage for frequency of 22 Mc.	15,000 volts

Note :—All enquiries should be addressed to :—

Les Laboratoires L.M.T.,
46, Avenue de Breteuil,
Paris.

Tentative data

V.3067-A.1
Nov. 1937

—Standard Valves—

TYPICAL OPERATING CONDITIONS.

	Class B A.F. Amp. and Mod. For balanced 2 valve circuit
Direct anode voltage	12.5 Kv.
Grid bias	—250 volts
Direct anode current per valve—zero signal	2.6 amps.
Direct anode current per valve—maximum signal	13 amps.
Anode dissipation	73 Kw.
Load resistance—anode to anode	850 ohms.
Maximum output—2 valves	180 Kw.

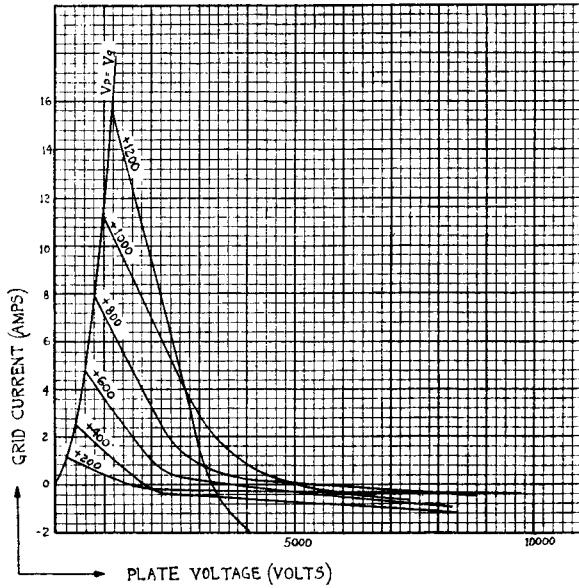
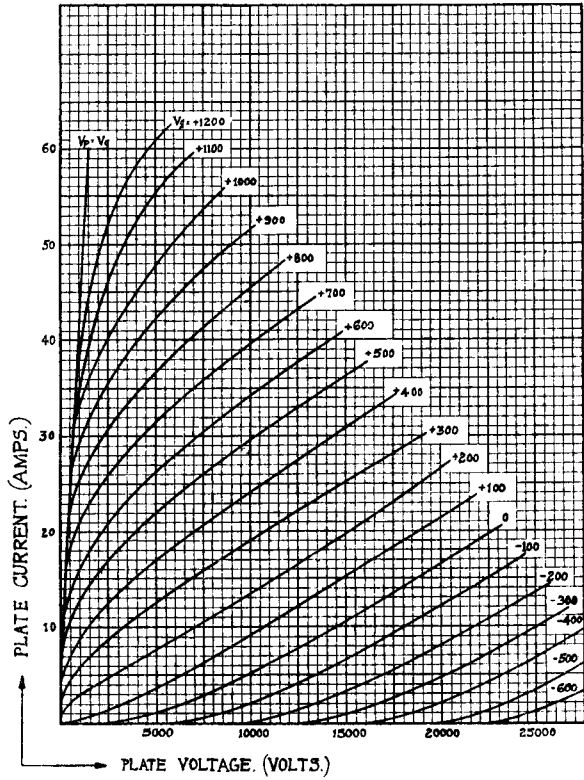
RADIO FREQUENCY OPERATION.

	Class B Telephony			
	Modulated Carrier applied to grid			
Direct anode voltage	17.5	15	12	10 Kv.
Direct anode current	9.6	9.6	9.6	9.6 amps.
Grid bias	—400	—300	—200	—150 volts
Power output	50	43	34	24 Kw.
Anode dissipation	118	101	81	72 Kw.
FREQUENCY	2	12	19	22 Mc.

	Class C Telephony				Class C Telegraphy			
	Subject to anode modulation				Unmodulated			
Direct anode voltage	12	11	10	9	17.5	15	12	10 Kv.
Direct anode current	10	10	10	10	19.2	19.2	19.2	19.2 amp.
Grid bias	—500	—450	—400	—350	—500	—300	—200	—150 to
Carrier output	80	70	60	40	650	450	350	—300 volts
Anode dissipation	40	40	40	50	200	172	136	96 Kw.
FREQUENCY	2	12	19	22	2	12	19	22 Mc.

—Standard Valves—

3067-A
Valve



Tentative data

V.3067-A.2
Nov. 1937

PRINTED IN
ENGLAND