

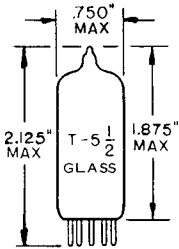
**TUNG-SOL**

TRIODE

MINIATURE TYPES

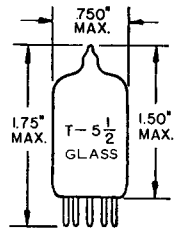
FOR  
UHF TELEVISION SERVICE

2AF4  
OUTLINE  
JEDEC 5-2



BASE 7 PIN BUTTON  
JEDEC E7-1

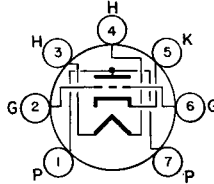
2AF4A  
OUTLINE  
JEDEC 5-1



BASE 7 PIN BUTTON  
JEDEC E7-1

COATED UNIPOTENTIAL CATHODE  
ANY MOUNTING POSITION

BASING DIAGRAM  
JEDEC 7DK



BOTTOM VIEW

THE 2AF4 AND 2AF4A ARE MEDIUM MU TRIODES IN THE 7 PIN MINIATURE CONSTRUCTION. THEY ARE DESIGNED FOR LOCAL OSCILLATOR SERVICE IN TELEVISION RECEIVERS WHICH OPERATE IN THE UHF REGION. INTERNAL LEAD INDUCTANCE IS REDUCED BY EMPLOYING DOUBLE CONNECTIONS TO THE PLATE AND GRID. ELECTRICALLY, THE 2AF4 IS IDENTICAL TO THE 2AF4A AND DIFFERS IN ENVELOPE SIZE.

**DIRECT INTERELECTRODE CAPACITANCES**

WITH EXTERNAL SHIELD #316 CONNECTED TO CATHODE EXCEPT AS NOTED

GRID TO PLATE	1.9	pf
GRID TO CATHODE AND HEATER	2.2	pf
PLATE TO CATHODE AND HEATER	1.4	pf
HEATER TO CATHODE - SEE NOTE BELOW	2.2	pf

NOTE: WITH EXTERNAL SHIELD #316 CONNECTED TO PLATE

**HEATER CHARACTERISTICS AND RATINGS**

DESIGN MAXIMUM VALUES - SEE EIA STANDARD RS-239

AVERAGE CHARACTERISTICS	2.35 VOLTS	600	mA
HEATER WARM-UP TIME		11	SECONDS
LIMITS OF SUPPLIED CURRENT		600 ± 40	mA
PEAK HEATER-CATHODE VOLTAGE:			
HEATER NEGATIVE WITH RESPECT TO CATHODE		50	VOLTS
HEATER POSITIVE WITH RESPECT TO CATHODE		50	VOLTS
DC COMPONENT		25	VOLTS

CONTINUED ON FOLLOWING PAGE

**TUNG-SOL**

CONTINUED FROM PRECEDING PAGE

**MAXIMUM RATINGS**

DESIGN MAXIMUM VALUES - SEE EIA STANDARD RS-239

**UHF OSCILLATOR**

PLATE VOLTAGE	150	VOLTS
NEGATIVE GRID VOLTAGE	50	VOLTS
PLATE DISSIPATION	2.5	WATTS
GRID CURRENT	2	mA
CATHODE CURRENT	24	mA

**CHARACTERISTICS**CLASS A<sub>1</sub> AMPLIFIER

PLATE VOLTAGE	80	VOLTS
CATHODE RESISTOR	150	OHMS
PLATE CURRENT	17.5	mA
TRANSCONDUCTANCE	6,500	μMHOS
AMPLIFICATION FACTOR	13.5	
PLATE RESISTANCE	APPROX. 2,100	OHMS

**TYPICAL OPERATION**

AT FREQUENCY OF 1,000 MC/S

PLATE VOLTAGE	100	VOLTS
PLATE RESISTOR	220	OHMS
GRID RESISTOR	10,000	OHMS
PLATE CURRENT	17	mA
GRID CURRENT	APPROX. 750	μA

