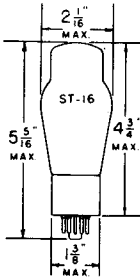


TUNG-SOL



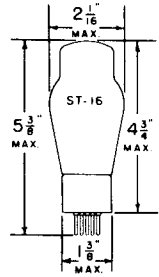
5U4G - MEDIUM 5 PIN OCTAL BASE
5X4G - MEDIUM 8 PIN OCTAL BASE

FULL WAVE
HIGH VACUUM RECTIFIER

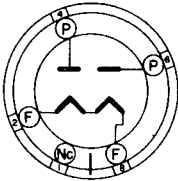
COATED FILAMENT

5.0 VOLTS 3.0 AMPERES
AC

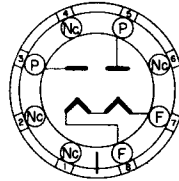
GLASS BULB



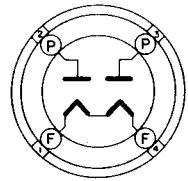
5Z3 - MEDIUM 4 PIN BASE



G-5Ta
BOTTOM VIEW
5U4G



G-5Q
BOTTOM VIEW
5X4G



4C
BOTTOM VIEW
5Z3

THE TUNG-SOL 5U4G, 5X4G AND 5Z3 ARE DESIGNED FOR SERVICE AS POWER RECTIFIERS IN AC OPERATED RECEIVERS WHICH REQUIRE HIGH CURRENTS. THEIR RATINGS AND ELECTRICAL CHARACTERISTICS ARE IDENTICAL.

RATINGS

MAXIMUM PEAK INVERSE VOLTAGE	1550	VOLTS
MAXIMUM STEADY-STATE PEAK PLATE CURRENT PER PLATE	675	MA.

OPERATING CONDITIONS AND CHARACTERISTICS

FULL WAVE RECTIFIER WITH CONDENSER INPUT TO FILTER

AC PLATE VOLTAGE PER PLATE (RMS) ^{MAX.}	450	VOLTS
DC OUTPUT CURRENT ^{MAX.}	225	MA.
TOTAL EFFECTIVE PLATE SUPPLY IMPEDANCE PER PLATE ^{MIN. A}	75	OHMS

FULL WAVE RECTIFIER WITH CHOKE INPUT TO FILTER

AC PLATE VOLTAGE PER PLATE (RMS) ^{MAX.}	550	VOLTS
DC OUTPUT CURRENT ^{MAX.}	225	MA.
VALUE OF INPUT CHOKE ^{MIN.}	3	HENRYS
TUBE VOLTAGE DROP AT 225 MA. PER PLATE	58	VOLTS

^A WHEN FILTER CONDENSERS LARGER THAN 40 μ fds ARE USED, IT MAY BE NECESSARY TO ADD ADDITIONAL PLATE SUPPLY IMPEDANCE.

CONTINUED NEXT PAGE

