

MECHANICAL DATA

Bulb	T-6 1/2
Base	E9-1, Miniature Button 9-Pin
Basing	See Diagram
Cathode	Coated Unipotential
Mounting Position	Any

ELECTRICAL DATA

HEATER CHARACTERISTICS

Heater Voltage Series/Parallel	40.0/20.0 Volts
Heater Current Series/Parallel	50.0/100.0 Ma

DIRECT INTERELECTRODE CAPACITANCES (Unshielded)

Grid to Plate	1.1 μmf	
Input	2.2 μmf	
Output	1.0 μmf	
Plate to Plate	0.1 μmf	Max.

RATINGS (Absolute Maximum Values) Each Section

Plate Voltage	330 Volts
Plate Dissipation	1.65 Watts
Cathode Current	18 Ma
Heater-Cathode Voltage	± 100 Volts

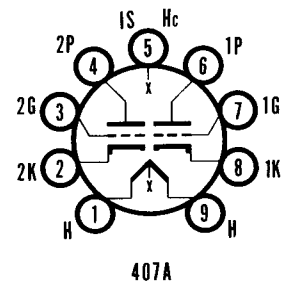
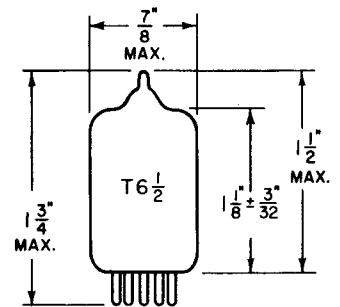
TYPICAL OPERATION

Class A₁ Amplifier — Each Section

Plate Voltage	150 Volts	
Grid Voltage	0 Volts	
Cathode Bias Resistor	240 Ohms	
Plate Current	8.2 Ma	
Transconductance	5500 μmhos	
Amplification Factor	35	
Cutoff Plate Current at $E_{cl} = -10$ Volts	45 μa	Max.

QUICK REFERENCE DATA

The Sylvania Type 407A is a miniature, high frequency medium mu double triode having separate cathode connections and is designed for reliable service under conditions encountered in communications applications.



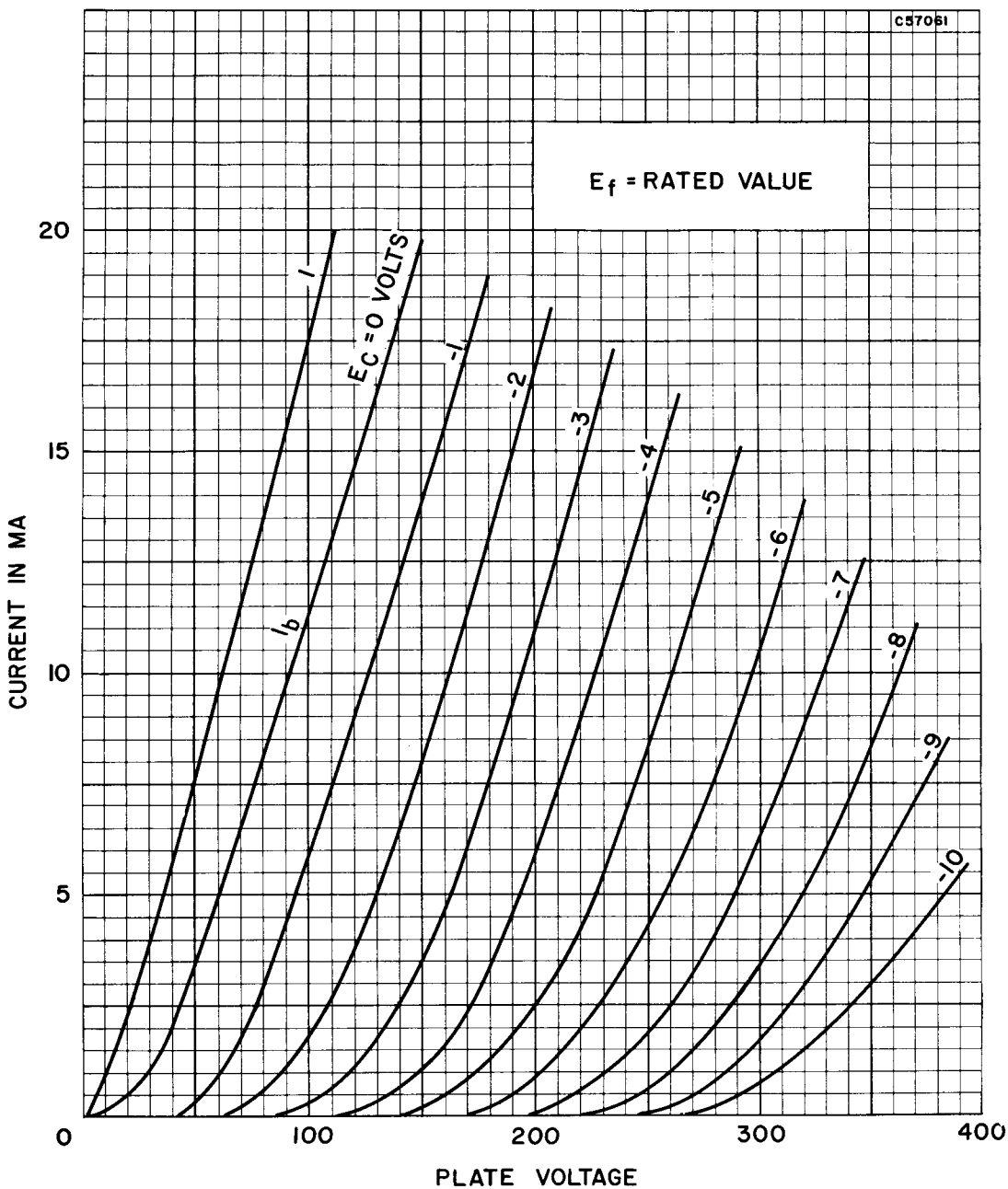
SYLVANIA ELECTRIC PRODUCTS INC.

RADIO TUBE DIVISION
EMPORIUM, PA.

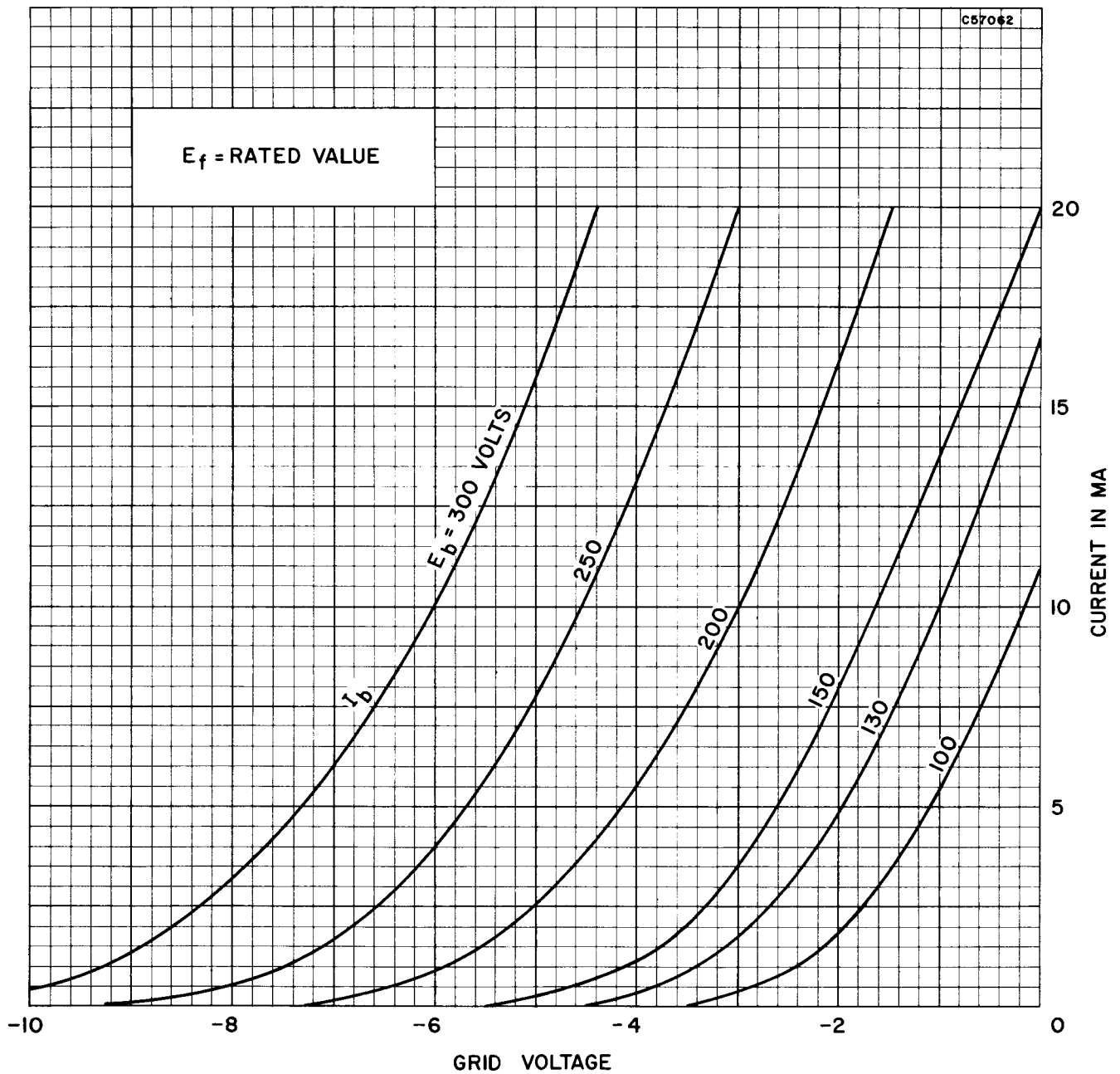
Prepared and Released By The
TECHNICAL PUBLICATIONS SECTION
EMPORIUM, PENNSYLVANIA

JULY, 1957
PAGE 1 OF 5

AVERAGE PLATE CHARACTERISTICS (EACH SECTION)



AVERAGE TRANSFER CHARACTERISTICS (EACH SECTION)



AVERAGE TRANSFER CHARACTERISTICS
(EACH SECTION)

