



Excellence in Electronics

TYPE RK-3B26

The RK3B26 is a heater-cathode, high-vacuum clipper diode designed for use in high voltage application. It is mechanically rugged and in addition uses a hard glass nonex envelope. The plates are gold plated and zirconium coated for better operation at high voltages. The cathode is heliarc welded making the internal connection more rugged and giving better contact. The self supporting anodes eliminate use of mica spacers allowing high temperature during exhaust thereby obtaining less gas and longer life.

MECHANICAL DATA

ENVELOPE: T-9 Per Outline

BASE: Intermediate Shell Octal 8-Pin, B8-6, Phenolic

TERMINAL CONNECTIONS:

Pin 1 NC	Pin 6 NC
Pin 2 Heater	Pin 7 Heater and Cathode
Pin 3 NC	Pin 8 NC
Pin 4 NC	Cap Plate
Pin 5 NC	

MOUNTING POSITION: Vertical

Cooling: Freely Circulating Air

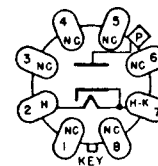
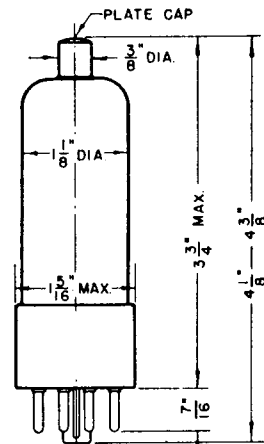
ELECTRICAL DATA

RATINGS - ABSOLUTE MAXIMUM:

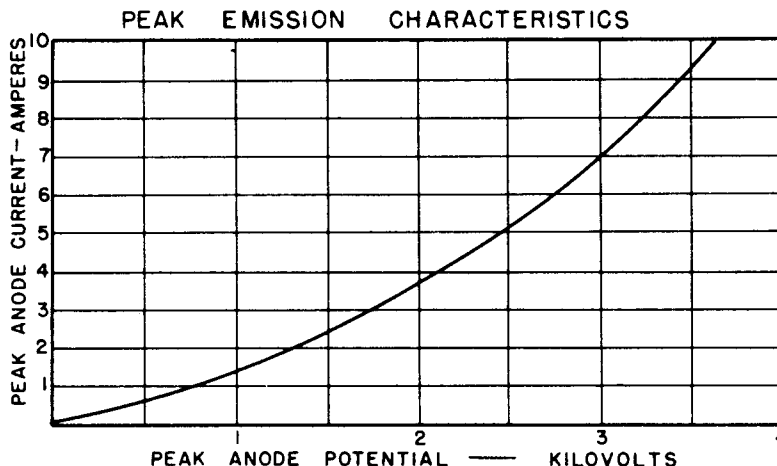
Heater Voltage (ac)	2.5 ± 10% volts
Peak Plate Inverse Voltage ●	15 kv
Peak Plate Current ♦	8.0 amp
Average Plate Current	20 ma
Average Plate Dissipation	25 watts

CHARACTERISTICS AND TYPICAL OPERATIONS:

Heater Voltage (ac)	2.5 volts
Heater Current	4.75 amp
Cathode Heating Time	2 minutes min.
Voltage Drop at 100 ma	130 volts
Plate Current (dc) Eb= 130 vdc	90 ma min
Peak Emission eb= 4000 v	8.0 amp min



- This value of maximum peak inverse voltage is recommended for tube use in hermetically sealed units that are dry and free from dust.
- ♦ In clipper service, it is necessary to provide a series resistor in the plate circuit, so that the instantaneous peak plate current will not exceed the specified value under any conditions of equipment overload or arc over. This value of maximum peak current is for intervals of less than 5 micro seconds and repetition rate of less than 2000 times per second.



INDUSTRIAL TUBE DIVISION

RAYTHEON COMPANY