

DOUBLE DIODE OUTPUT PENTODE

EBL31

High-sensitivity output pentode for use in A.C. mains-operated equipment, and combined with twin diodes.

HEATER

V_h	6.3	V
I_h	1.5	A

CAPACITANCES

$C_{ad'-ad''}$	< 0.35	$\mu\mu F$
$C_{ad'-k}$	3.0	$\mu\mu F$
$C_{ad''-k}$	3.6	$\mu\mu F$
$C_{ad'-g1}$	< 0.15	$\mu\mu F$
$C_{ad''-g1}$	< 0.15	$\mu\mu F$
$C_{ad'-a}$	< 1.0	$\mu\mu F$
$C_{ad''-a}$	< 0.5	$\mu\mu F$

OPERATING CONDITIONS AS CLASS "A" AMPLIFIER

V_a	250	V
V_{g2}	250	V
I_a	36	mA
R_k	146	ohms
V_{g1}	-6.0	V
I_{g2}	5.0	mA
G_m	9.5	mA/V
r_a	50,000	ohms
R_a	7,000	ohms
W_{out}	4.3	W
D_{tot}	10	%
$V_{in} (rms)$	3.6	V
$V_{in} (rms) (50 mW)$	0.35	V



EBL31

DOUBLE DIODE OUTPUT PENTODE

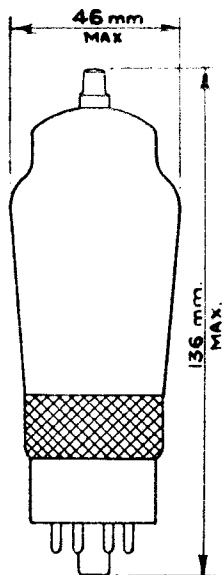
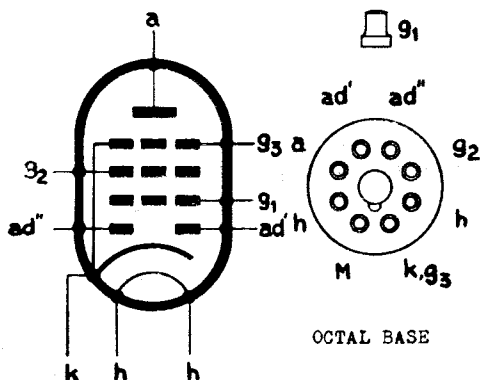
High-sensitivity output pentode for use in A.C. mains-operated equipment, and combined with twin diodes.

LIMITING VALUES

$V_{a(b)}$	550	V
V_a max.	250	V
w_a max.	9	W
I_k max.	55	mA
$V_{g2(b)}$ max.	550	V
V_{g2} max.	250	V
w_{g2} max.	1.5	W
V_{g1} max. ($I_{g1}=0.3\mu A$)	-1.3	V
R_{g1-a} max.	1	megohm
V_{h-k} max.	50	V
R_{h-k} max.	5,000	ohms
$V_{ad'}$ max.	200	V
$V_{ad''}$ max.	200	V
$I_{ad'}$ max.	0.8	mA
$I_{ad''}$ max.	0.8	mA
$V_{ad'}$ max. ($I_{d'}=0.3\mu A$)	-1.3	V
$V_{ad''}$ max. ($I_{d''}=0.3\mu A$)	-1.3	V

ARRANGEMENT OF ELECTRODES AND BASE CONNECTIONS

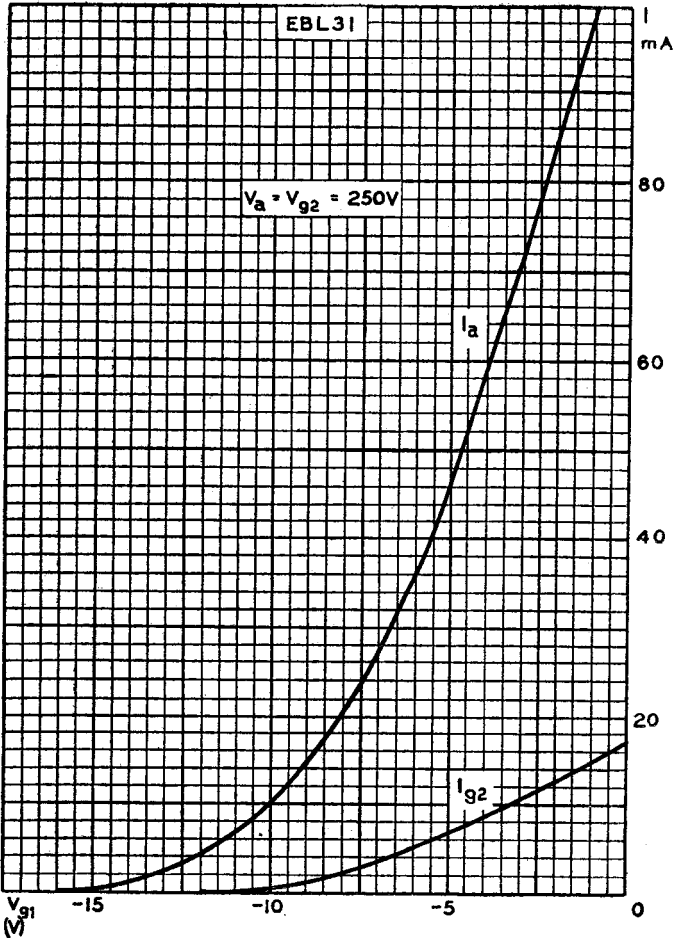
DIMENSIONS



DOUBLE DIODE OUTPUT PENTODE

EBL31

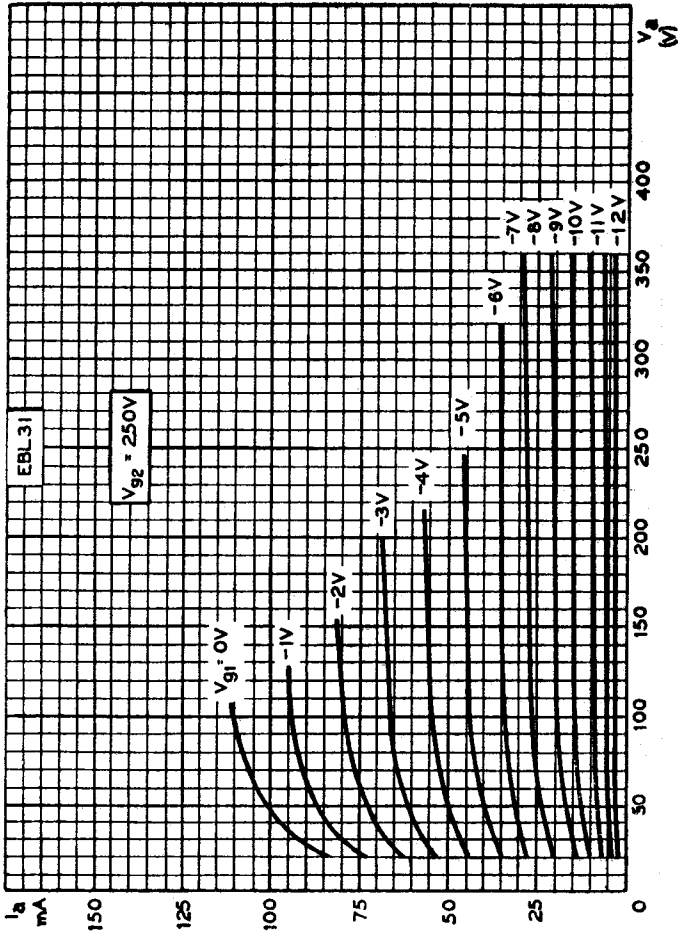
High-sensitivity output pentode for use in A.C. mains-operated equipment, and combined with twin diodes.



EBL31

DOUBLE DIODE OUTPUT PENTODE

High-sensitivity output pentode for use in A.C. mains-operated equipment, and combined with twin diodes.



DOUBLE DIODE OUTPUT PENTODE

EBL31

High-sensitivity output pentode for use in A.C. mains-operated equipment, and combined with twin diodes.

