

ELECTRON BEAM INDICATOR

EM34

Electron beam tube for use as tuning indicator in radio receivers or as nul indicator in test equipment.

HEATER

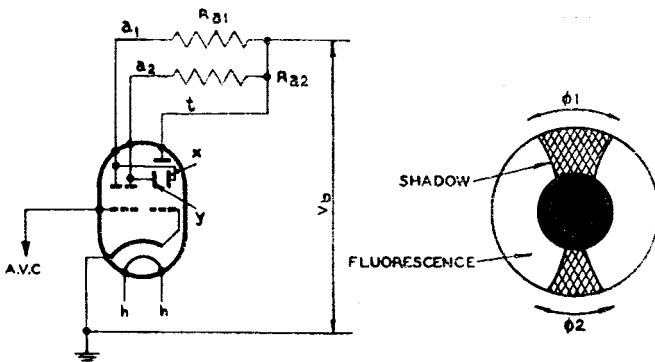
This valve is suitable for DC/AC operation.

V_h	6.3	V
I_h	0.2	A

OPERATING CONDITIONS

V_b	200	250	V
R_{a1}	1	1	megohm
R_{a2}	1	1	megohm
I_t	0.55	0.75	mA
$V_g(\phi 1 \text{ max.})(1)$	0	0	V
$V_g(\phi 2 \text{ max.})(2)$	0	0	V
$V_g(\phi 1 \text{ min.})(5)$	-4.2	-5.0	V
$V_g(\phi 2 \text{ min.})(6)$	-12.5	-16.0	V

- (1) and (2) Max. angle of the shadows produced by the deflector plates x' , x'' and y' , y'' respectively.
- (5) and (6) Min. angle (5°) of the shadows produced by the deflector plates x' , x'' and y' , y'' respectively.



EM34

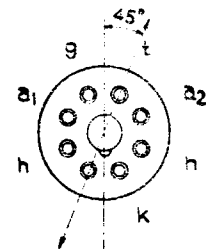
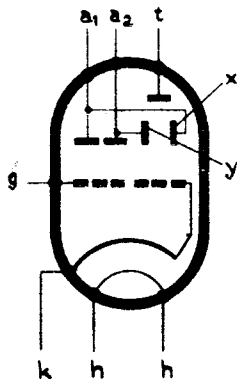
ELECTRON BEAM INDICATOR

Electron beam tube for use as tuning indicator in radio receivers or as nul indicator in test equipment.

LIMITING VALUES

$V_{a1(b)}$ max.	550	V
V_{a1} max.	275	V
$V_{a2(b)}$ max.	550	V
V_{a2} max.	275	V
$V_t(b)$ max.	550	V
V_t max.	275	V
V_{h-k} max.	100	V
R_{h-k} max.	20,000	ohms
R_{g-k} max.	3	megohms

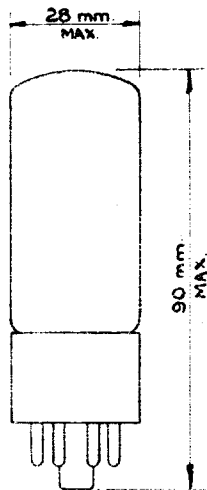
ARRANGEMENT OF ELECTRODES AND BASE CONNECTIONS



DIRECTION OF CATHODE
SCREEN SUPPORT

OCTAL BASE

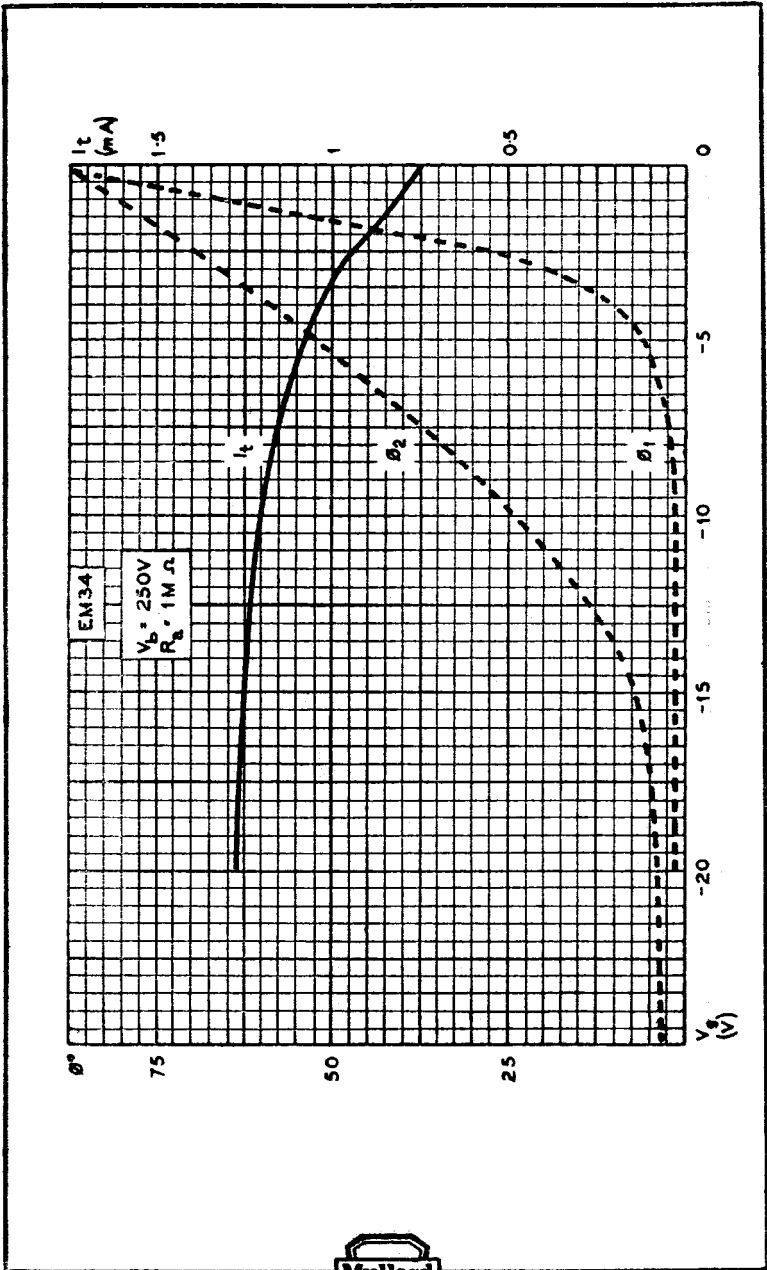
DIMENSIONS



ELECTRON BEAM INDICATOR

EM34

Electron beam tube for use as tuning indicator in radio receivers or as nul indicator in test equipment.



EM34

ELECTRON BEAM INDICATOR

Electron beam tube for use as tuning indicator in radio receivers or as nul indicator in test equipment.

