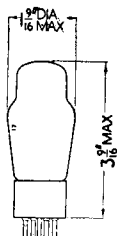


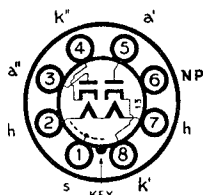
**6H6G/GT**  
**6J5G/GT**

Replacement Types

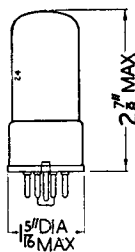
**TYPES 6H6G, 6H6GT**  
**(OCTAL BASE)**



6H6G.



**DOUBLE DIODES**



6H6GT.

**RATINGS**

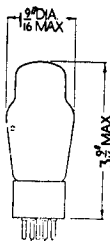
Heater Voltage	...	...	...	...	...	6.3 volts
Heater Current	...	...	...	...	...	0.3 amp.
Peak Inverse Voltage	...	...	...	...	...	420 volts max.
Peak Anode Current (each Anode)	...	...	...	...	...	48 mA max.
D C. Heater-Cathode Voltage	...	...	...	...	...	330 volts max.

**OPERATING AS RECTIFIER**

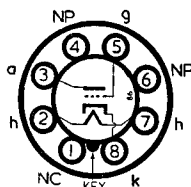
	HALF-WAVE	FULL-WAVE	
R.M.S. Input per Anode	117	117	volts max.
Supply Impedance per Anode	30	15	ohms min.
Rectified Current	8	8	mA max.

**Current Equipment Types**

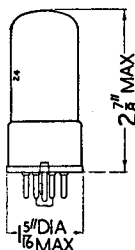
**TYPES 6J5G, 6J5GT**  
**(OCTAL BASE)**



6J5G.



Note.—Type 6J5GT has Pin 1 connected to metal shell.



6J5GT.

**GENERAL PURPOSE TRIODES**

**RATINGS**

Heater Voltage	...	...	...	...	6.3 volts
Heater Current	...	...	...	...	0.3 amp.
Anode Voltage	...	...	...	...	300 volts max.
Anode Dissipation	...	...	...	...	2.5 watts max.
Cathode Current	...	...	...	...	20 mA max.

**OPERATING CHARACTERISTICS**

Anode Voltage	...	...	...	100	250	volts
Anode Current	...	...	...	10.6	9.0	mA
Control Grid Voltage	...	...	...	0	-8	volts
Anode Impedance	...	...	...	8,000	7,700	ohms
Mutual Conductance	...	...	...	2.5	2.6	mA/V
Amplification Factor	...	...	...	20	20	

For further characteristics and curves refer to type 6SN7GT.