

PHILIPS „MINIWATT“

KL 4 PENTHODE

KL 4

Heizung dir. Batterie	Vf	2 V
Chauffage dir. batterie	If	0,140 A
Heating dir. battery		

Betriebsdaten

Données relatives au fonctionnement

Operating conditions

Va	135	90 V
Vg2	135	90 V
Ia	7	4,7 mA
Vg1	-5	-2,6 V
Ig2	1	0,7 mA
S	2,1	1,8 mA/V
Ri	150000	170000 Ohm
Wo	0,44	0,16 W
Ra	19000	19000 Ohm
Vg1 eff	3,3	2,0 V

Grenzdaten

Données limites

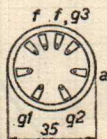
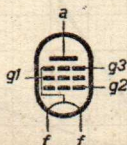
Limits

Va max	135 V
Wa max	1 W
Ik max	10 mA
Vg2 max	135 V
Vg1 (Ig1 = 0,3 μ A)	-0,2 V
Wg2 max	0,25 W
Rg1a max	1,5 MOhm
Rg1f max	1 MOhm

Elektrodenanordnung und Sockelschaltung

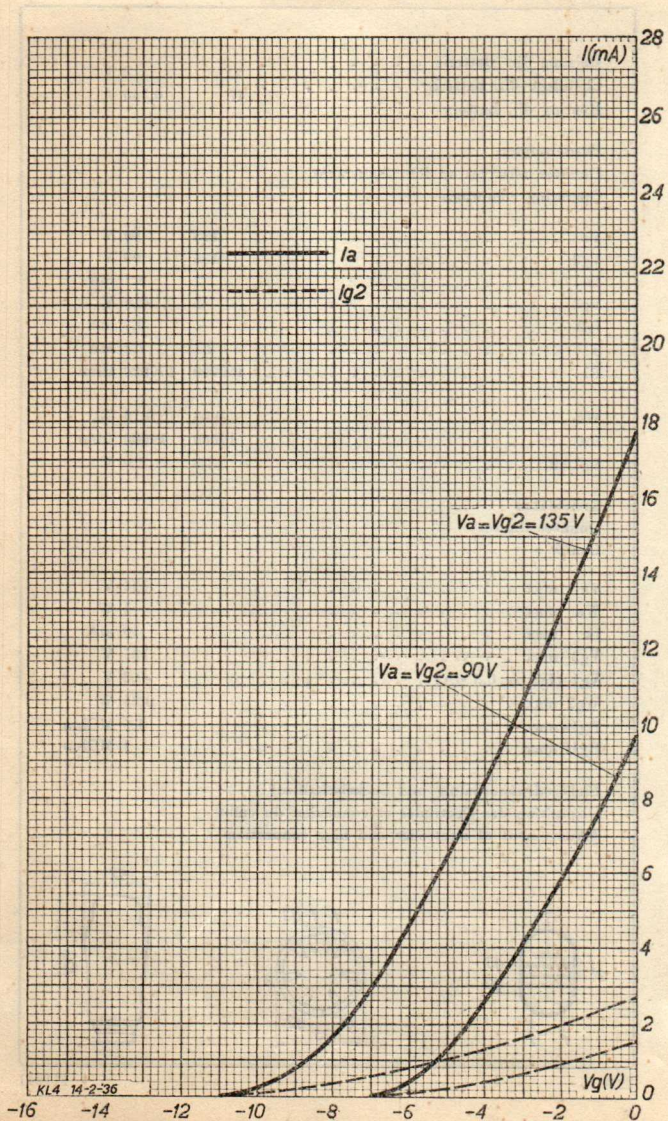
Disposition des électrodes et connexion du culot

Arrangement of electrodes and base connection



KL4

PHILIPS „MINIWATT”

KL4**PENTHODE**

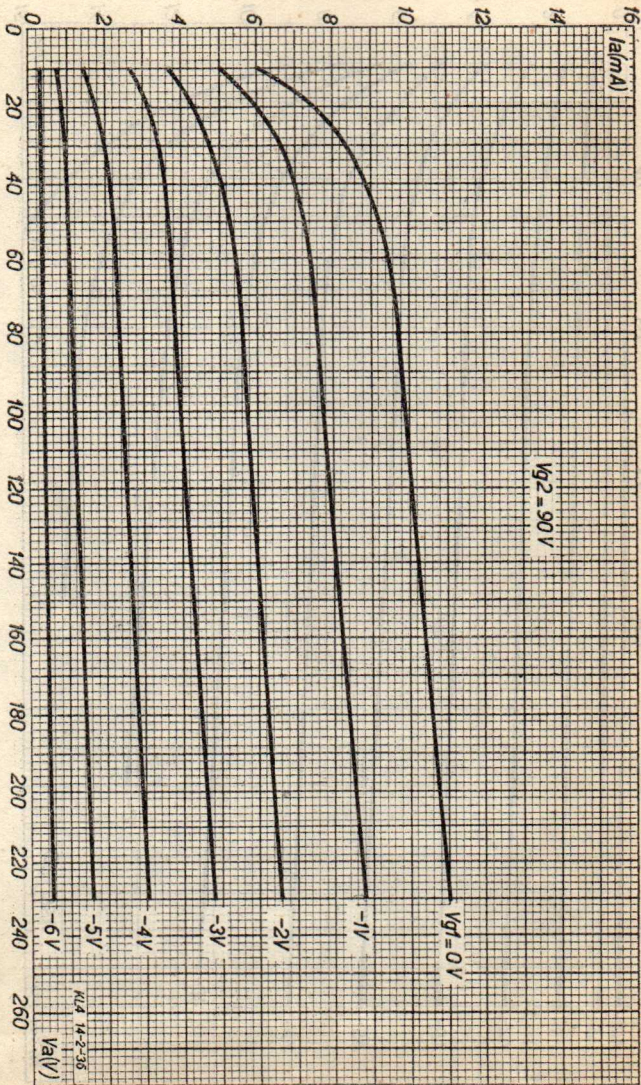
KL4 14-2-36

PHILIPS „MINIWATT”

KL 4

PENTHODE

KL 4

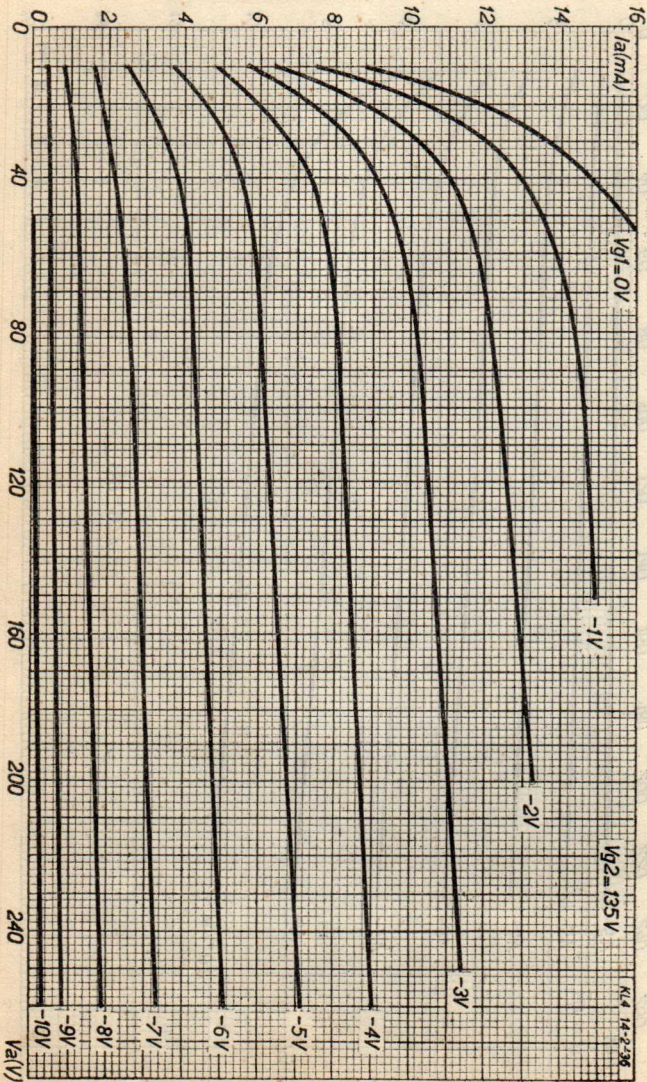


KL 4

PHILIPS „MINIWATT“

KL 4

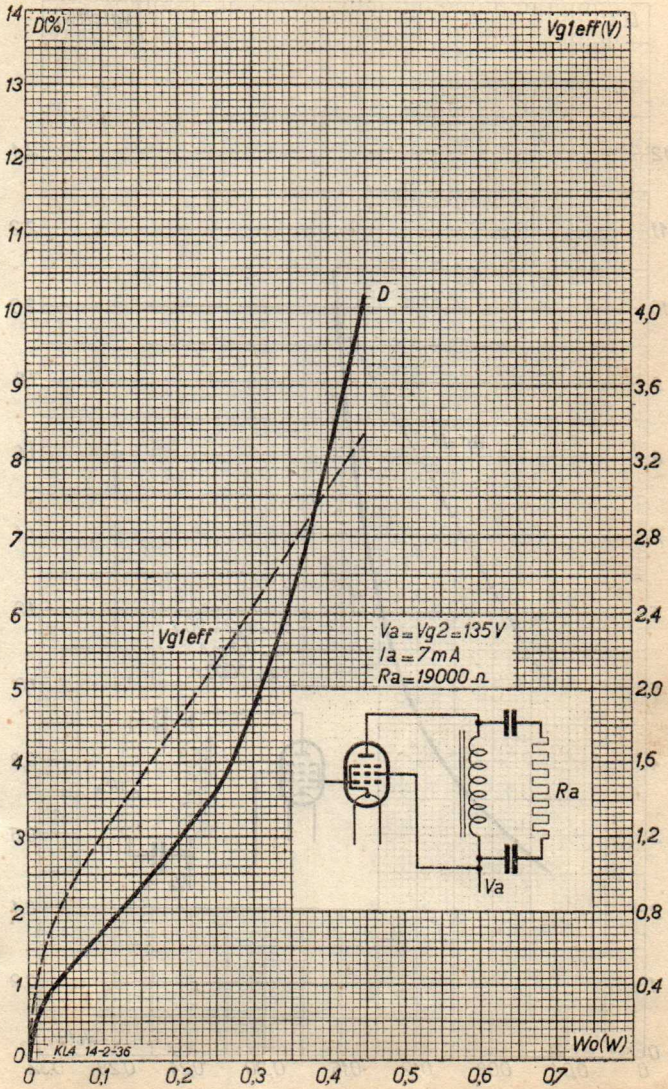
PENTHODE



KL 4 14-2-38

PHILIPS „MINIWATT”
 KL 4
 PENTHODE

KL 4



KL 4**PHILIPS „MINIWATT“
KL 4
PENTHODE**